

Sweet Summertime!

Get ready, get set, because here we go,
You're ready for summer fun, that's what I know.

There's one important thing I beg you to do,
Have fun, relax, but make some school time too.
I'm asking you to take just a little time out,
To do some reviewing sometime throughout.

It's important to start next year off strong,
And prove that this new grade is just where you belong

Hoping everything this summer goes your way.
Have a safe summer and remember what you have
learned, This free time for you is surely something earned!

HAPPY SUMMER TO YOU!

Mrs. Dobrzykowski





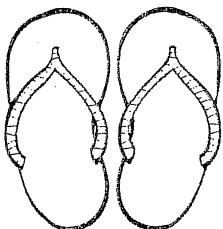
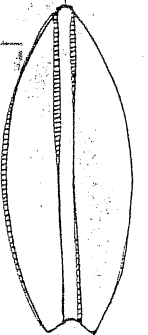


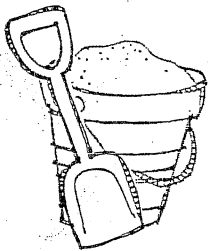
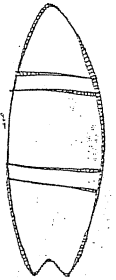


ON MY
way
to K!

Name: _____

2/12/13

Name: _____

I Can Trace Lines!



Name: _____

I Can Write My ABCs!

A B C D E


F G H I J

K L M N O

P Q R S

T U V W

X Y Z



Name: _____

I Can Write My ABCs!

a b c d e


f g h i j k

l m n o p

q r s t

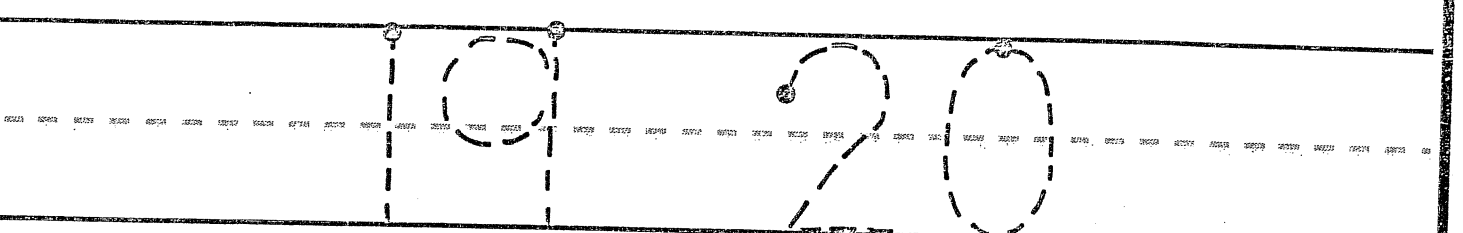
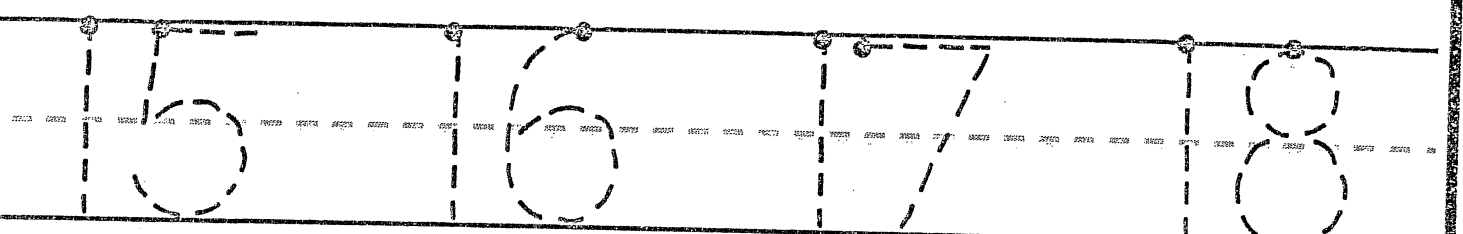
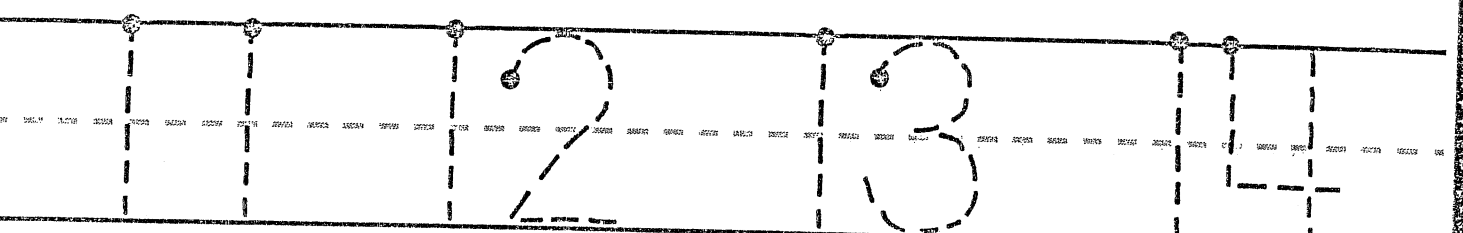
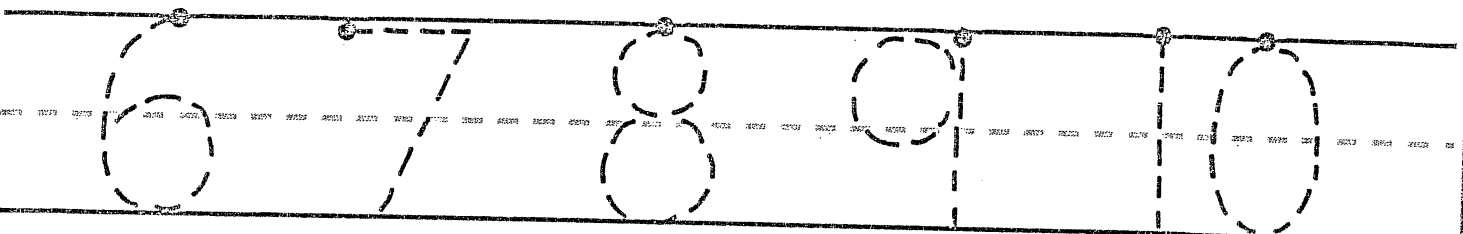
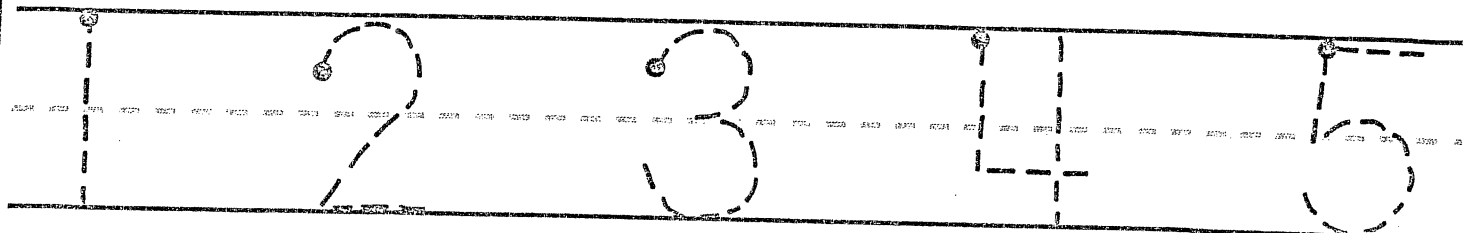
u v w

x y z




Name: _____

I Can Write My Numbers!



A

a




A

A

a

a

Bb




B

B

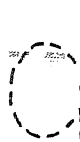

b

b


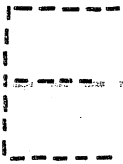
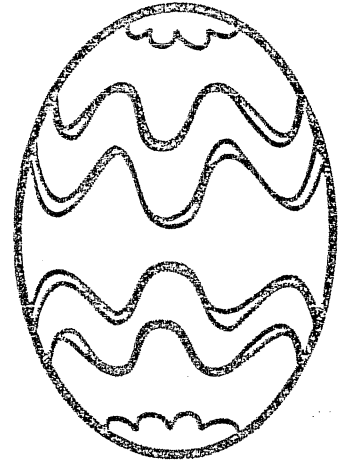
C C







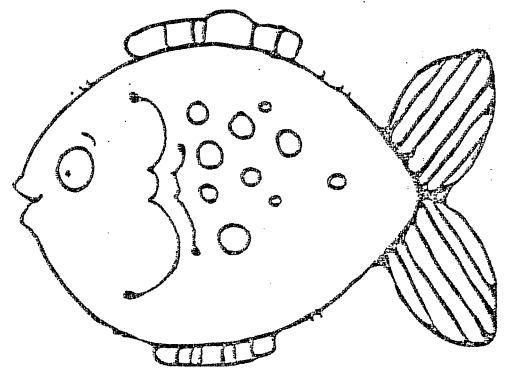
D d




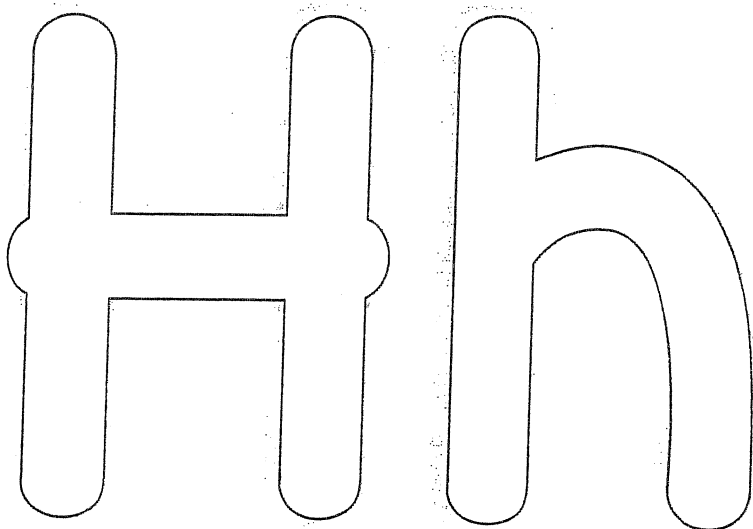
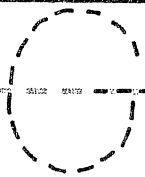
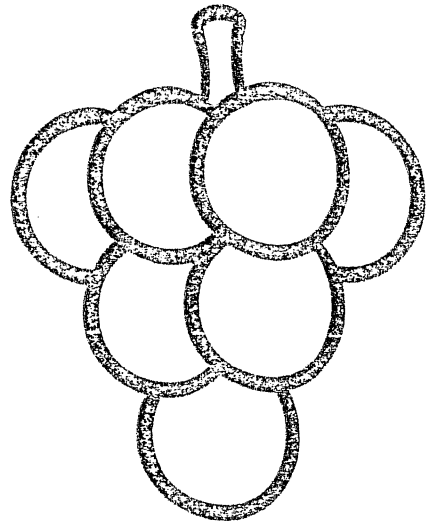
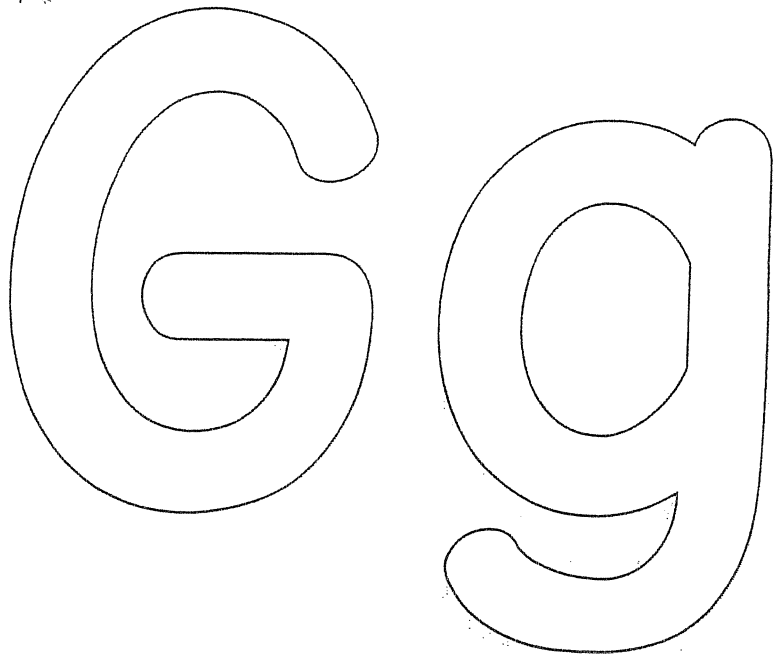


E e

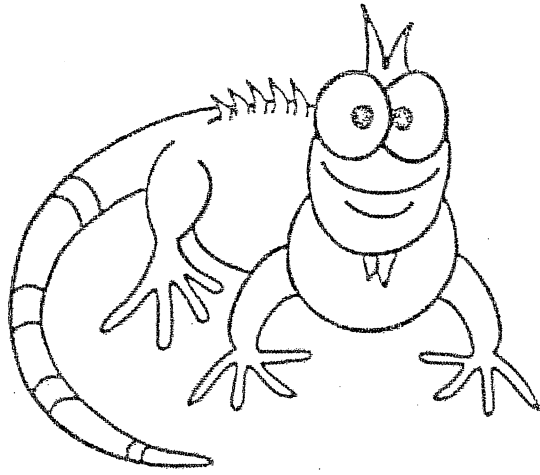


F f





Ii




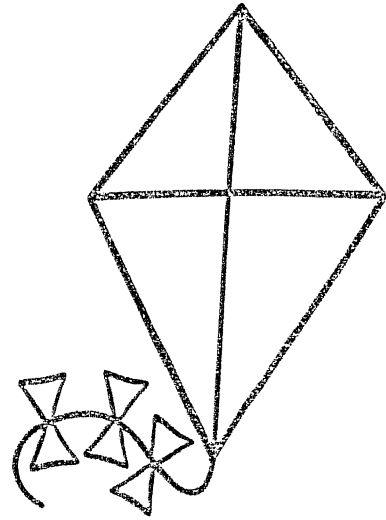
I I i i

Jj





J J j j



K K





L L





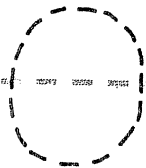
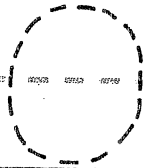

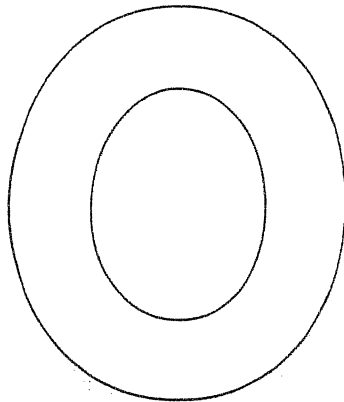
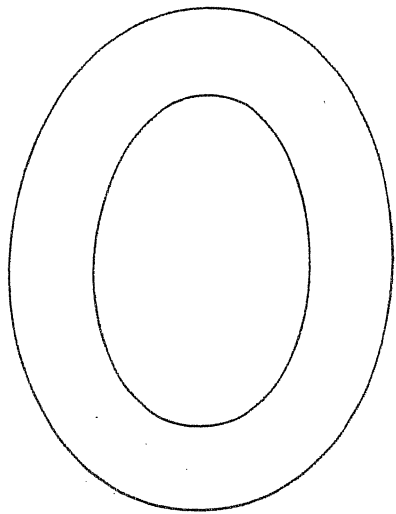


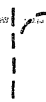
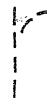
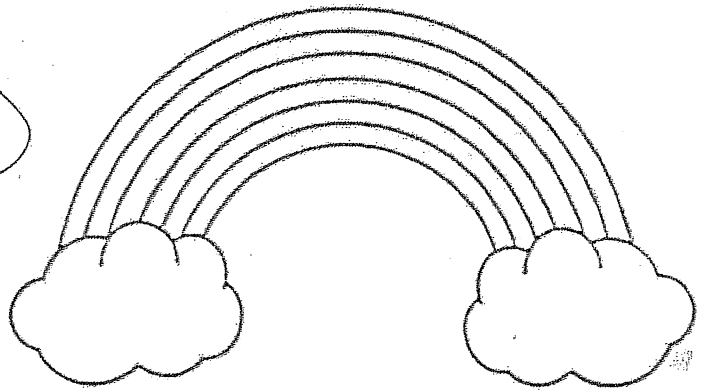
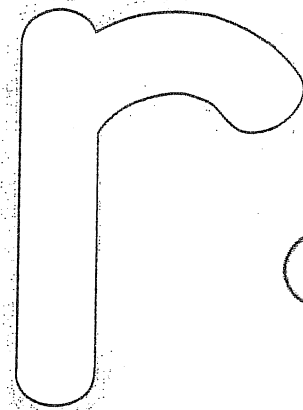

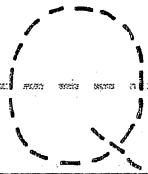

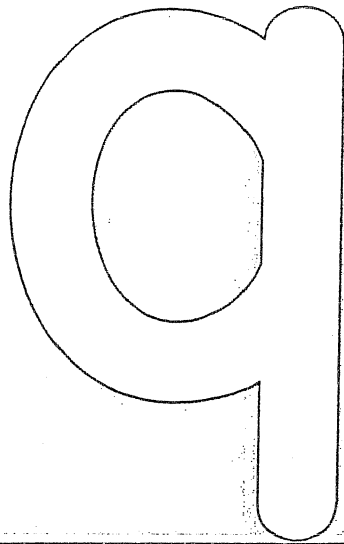
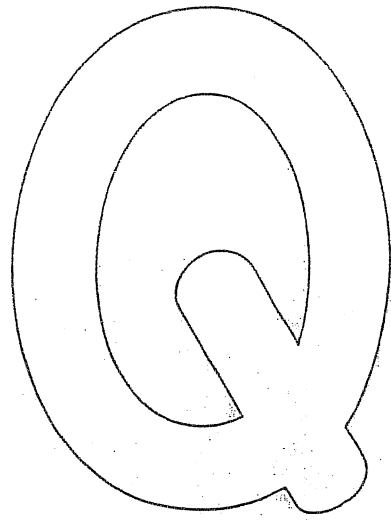
Mm

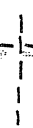
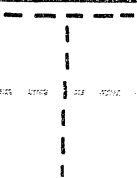

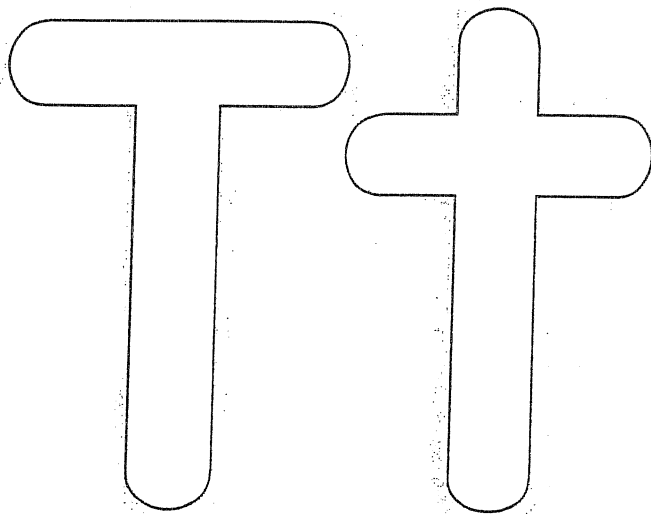








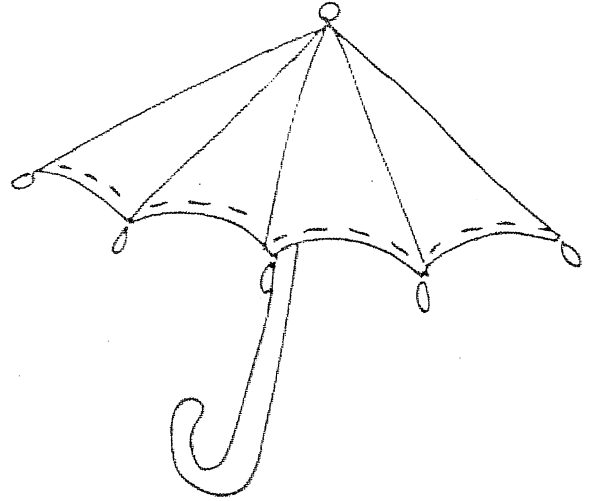

Nn


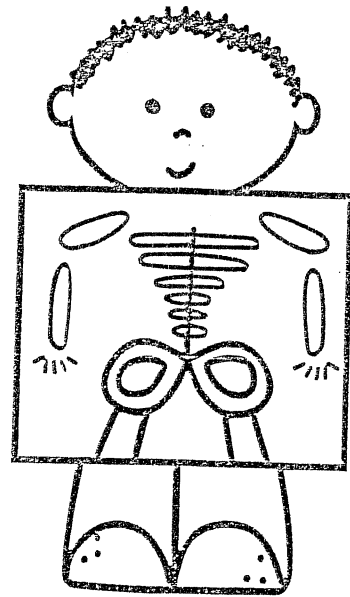
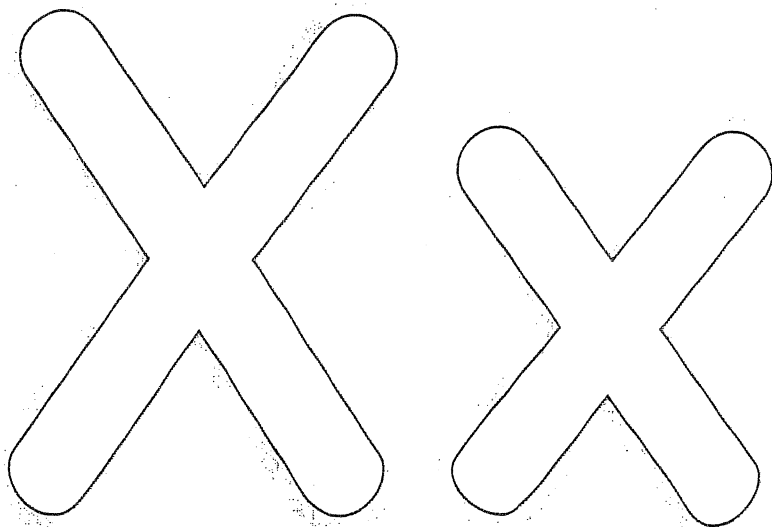
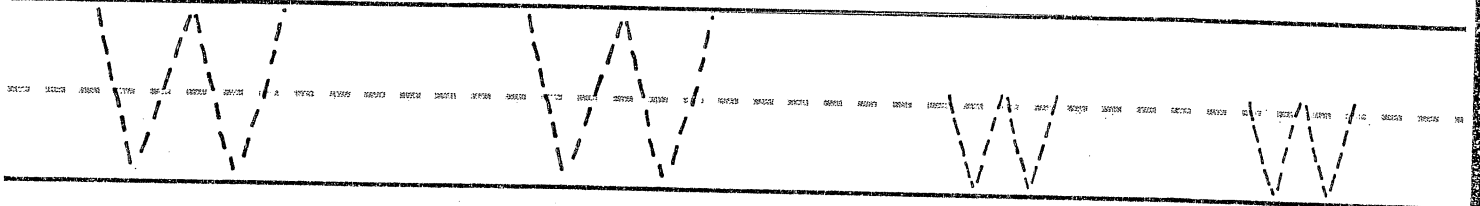







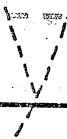

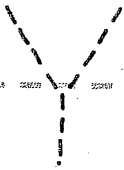

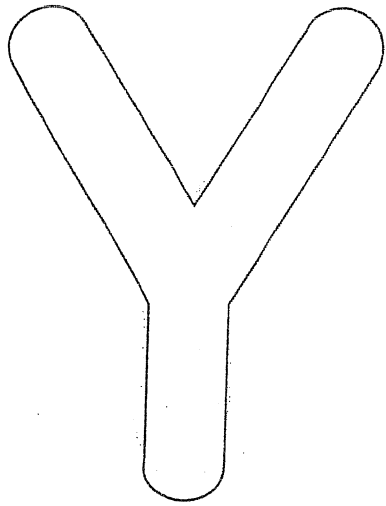








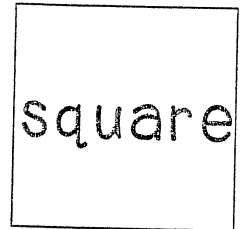
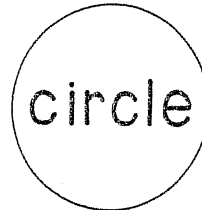
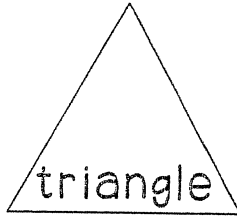
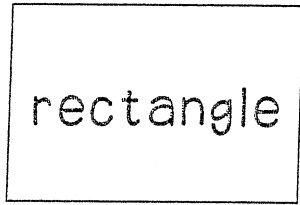
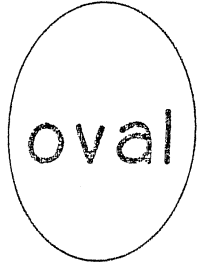






Name: _____


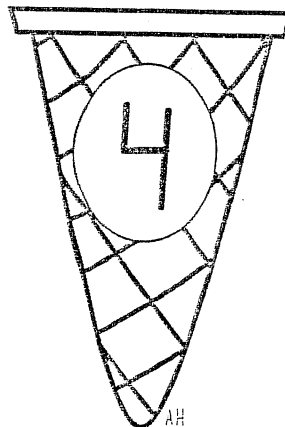
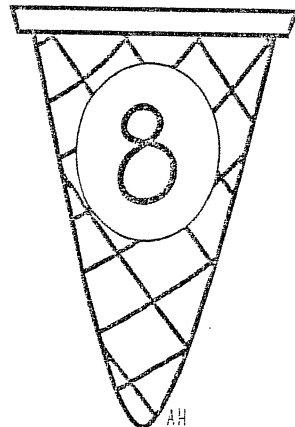
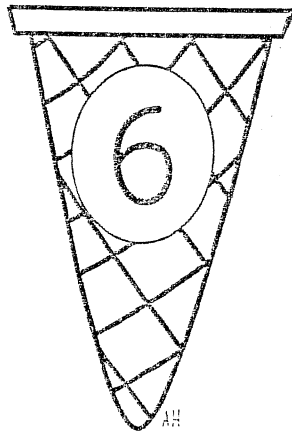
Trace & Color



Name: _____

Scoopin' Up Numbers


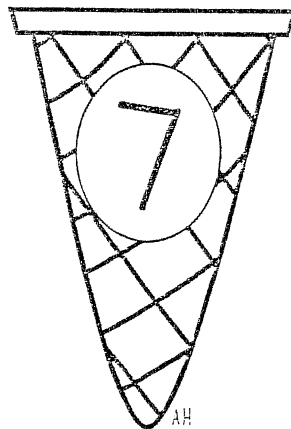


Draw the correct number of scoops on each cone.



Name: _____

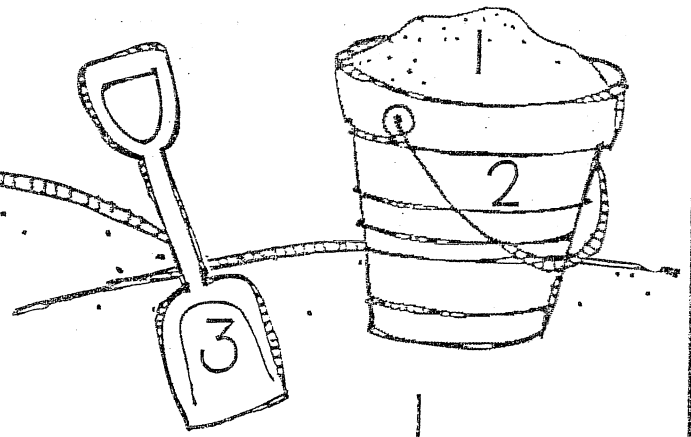
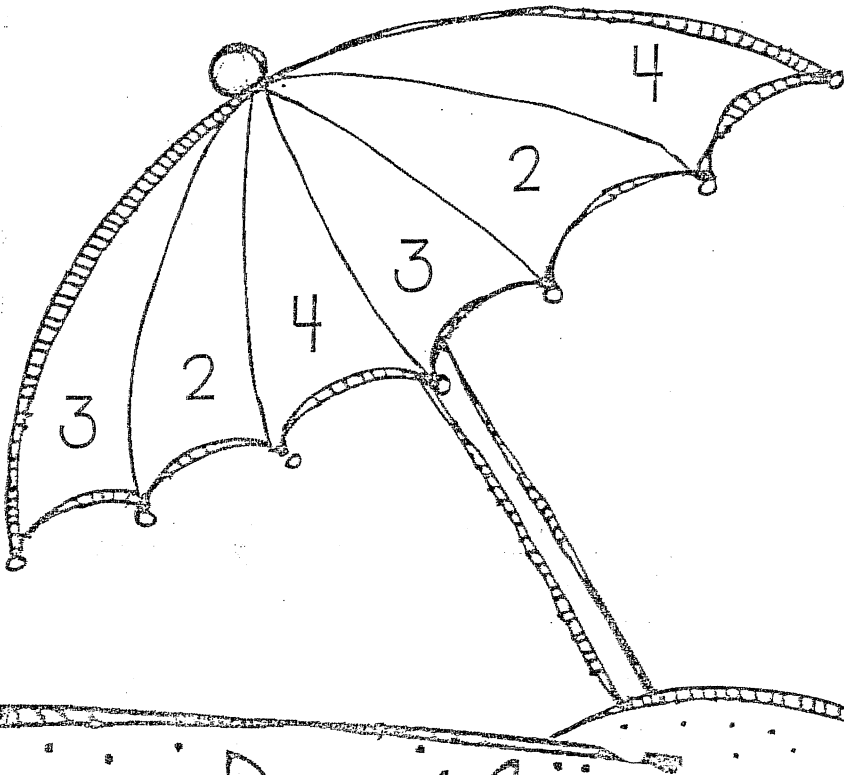

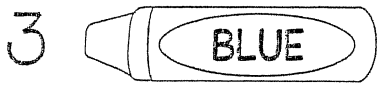
Scoopin' Up Numbers

Draw the correct number of scoops on each cone.



Name: _____

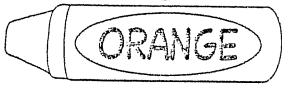
Color By Number




Name: _____

Color By Number


5




6



7



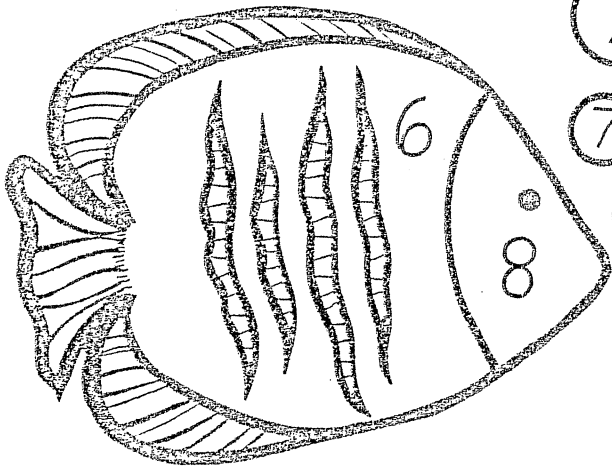
8



9



7



7

7

7

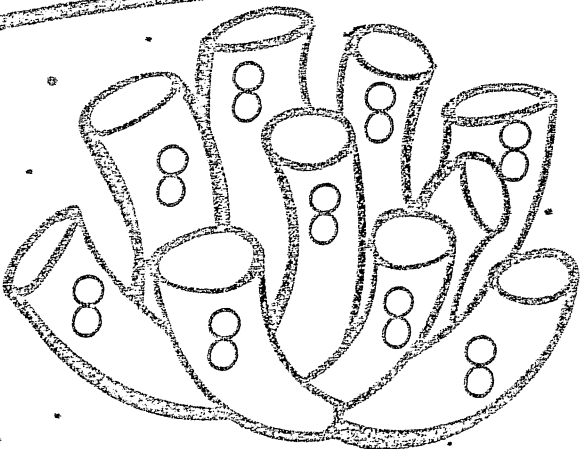
7

5

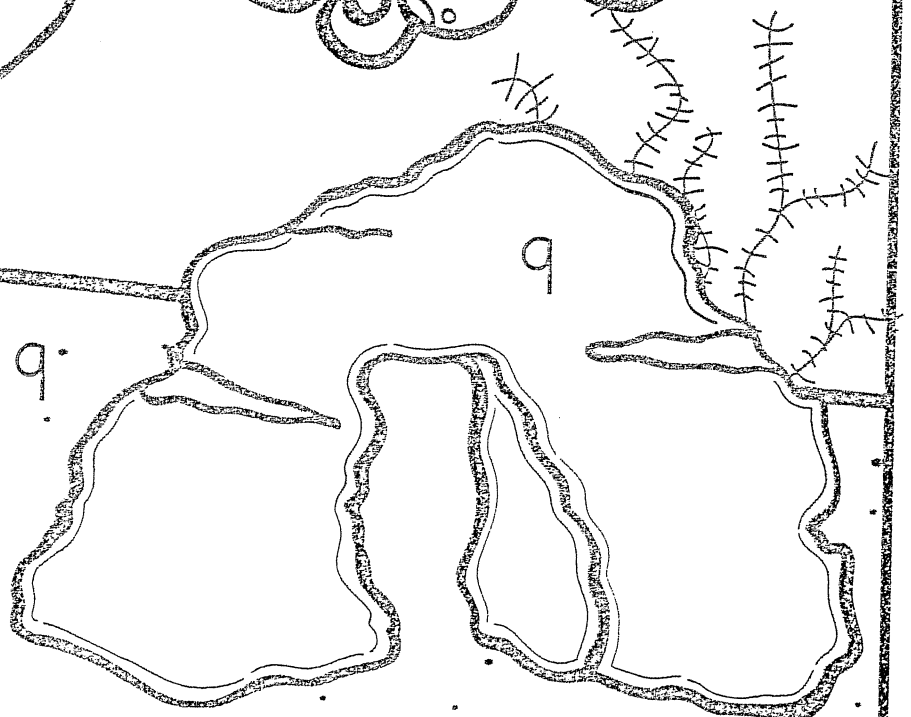


7

9




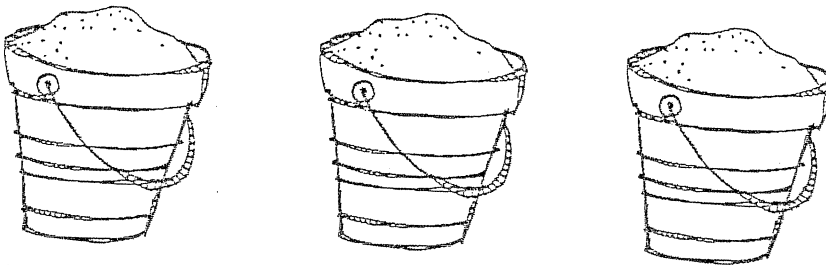

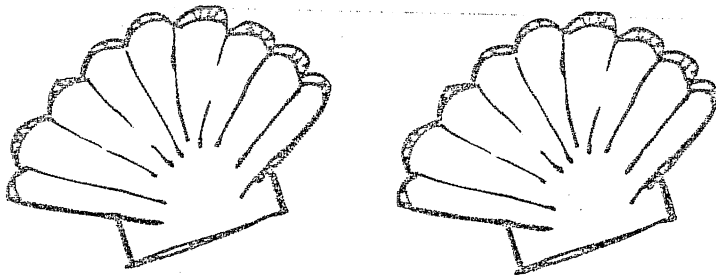




9



Name: _____

Color, Count, Cut, & Glue



1


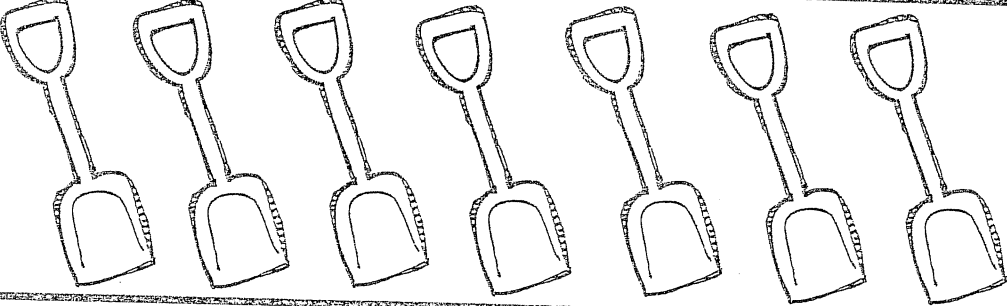



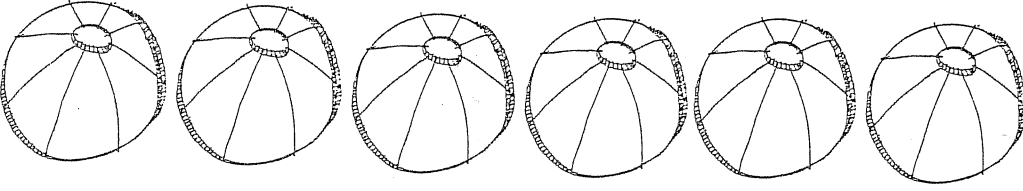

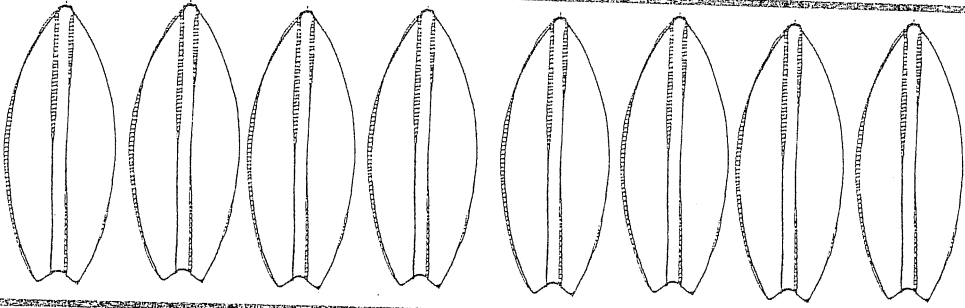
2

3

4

Name: _____

Color, Count, Cut, & Glue



5

6


7

8

My Letter
Aa
Book!


Name: _____

A is for




apple.

A is for




ant.

A is for

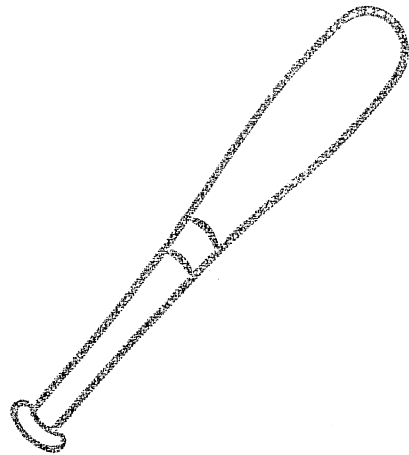


astronaut.




Name: _____

B is for



bat.

B is for

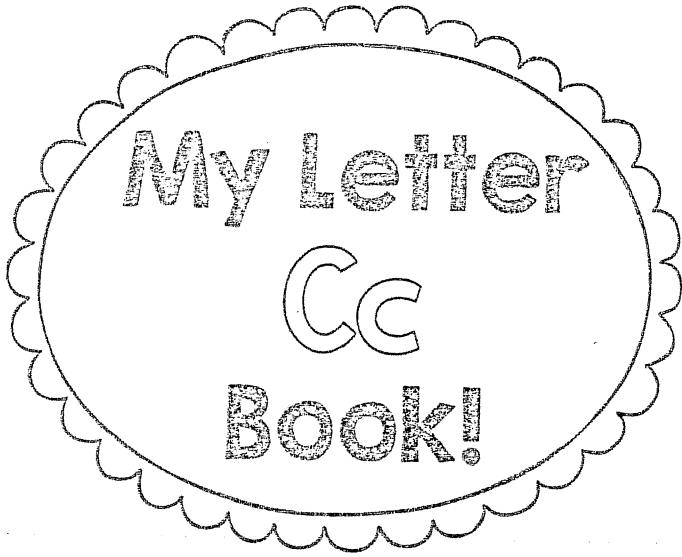


ball.


B is for



bear.




C is for



cake.


Name:

C is for



cat.

C is for




cow.

My Letter
Dd
Book!


Name: _____

D is for




d dog.

D is for



d duck.

D is for

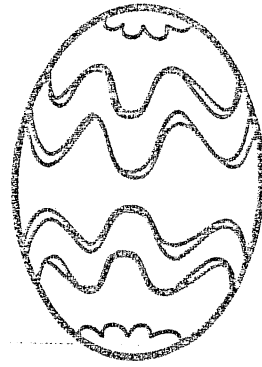


d dinosaur.

My Letter
Ee
Book!

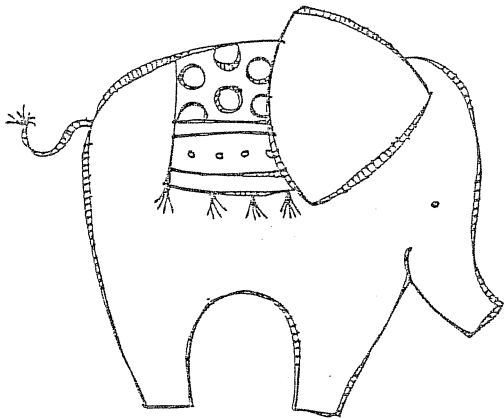
Name: _____

E is for




egg.

E is for



elephant.

E is for

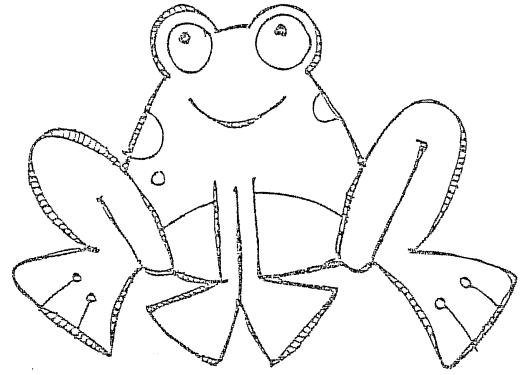


elf.

My Letter
Ff
Book!

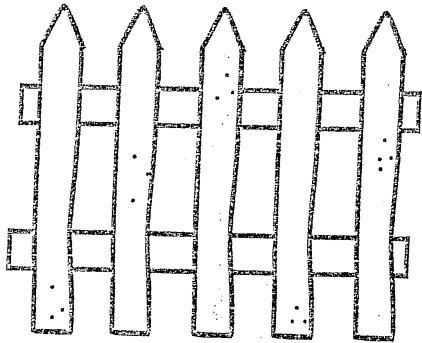
Name: _____

F is for




frog.

F is for

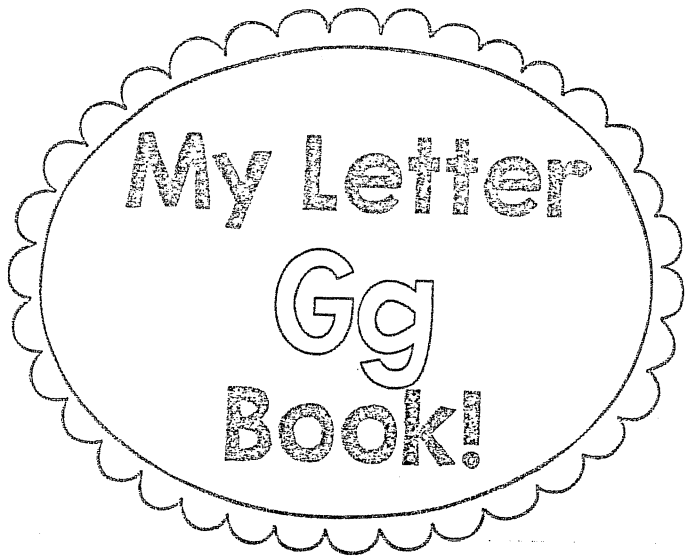


fence.

F is for

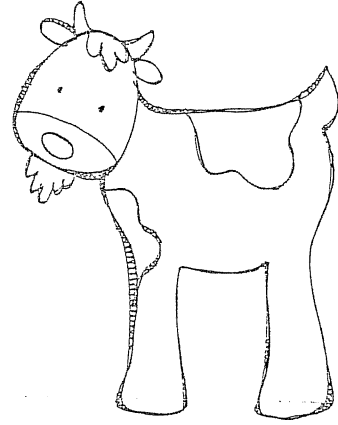


fish.




Name: _____

G is for



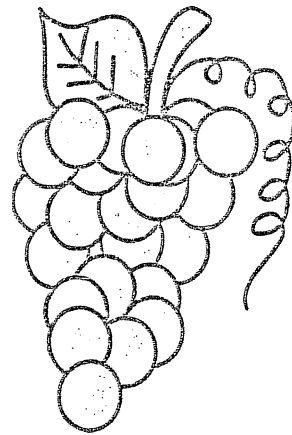
goat.

G is for

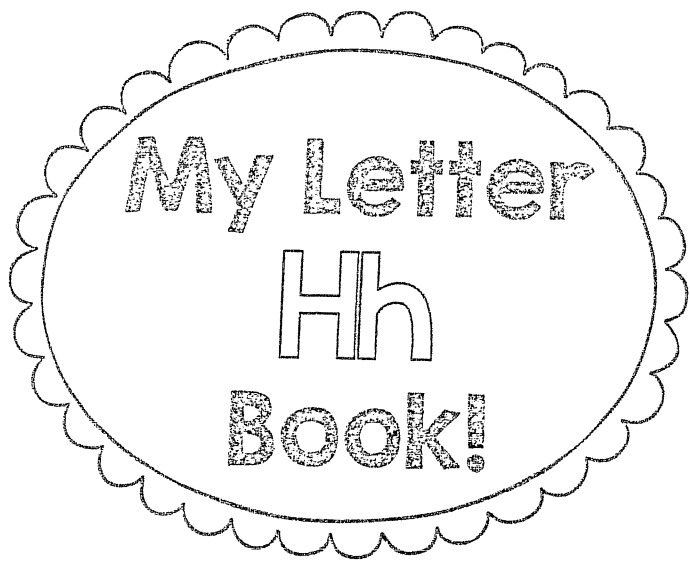


gold.

G is for

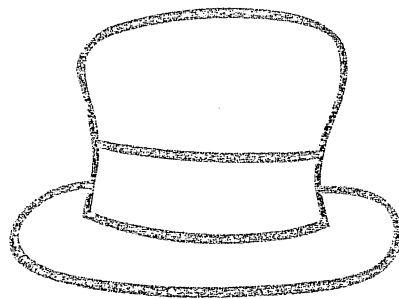


grapes.




Name: _____

H is for



hat.

H is for

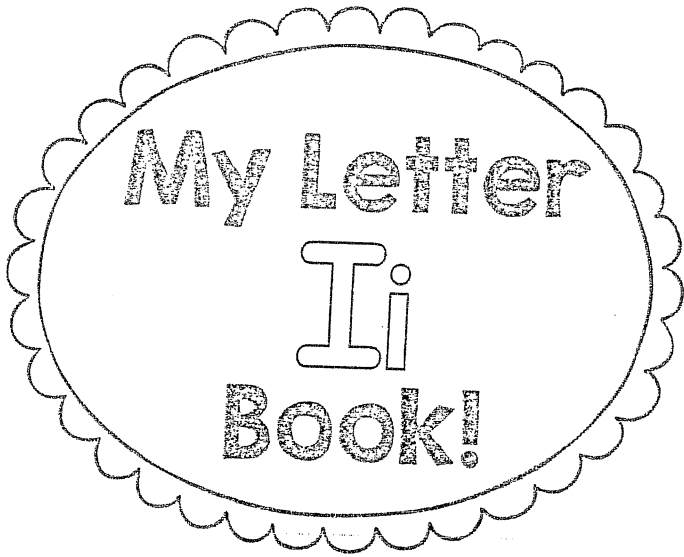


horse.

H is for

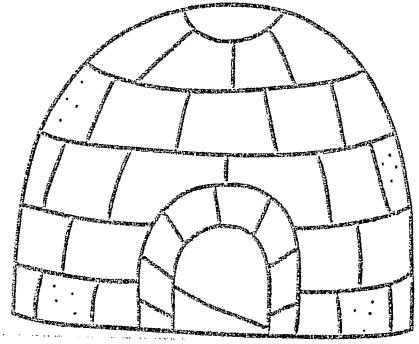


house.




Name: _____

I is for



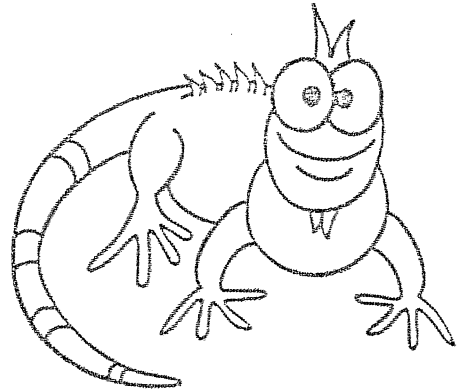
igloo.

I is for



insect.

I is for

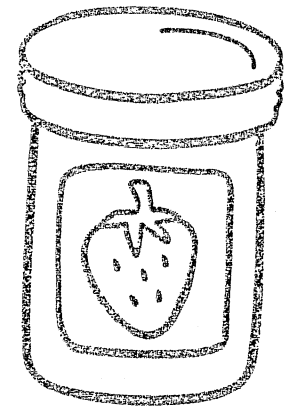


iguana.

My Letter
Jj
Book!

Name: _____

J is for




jam.

J is for

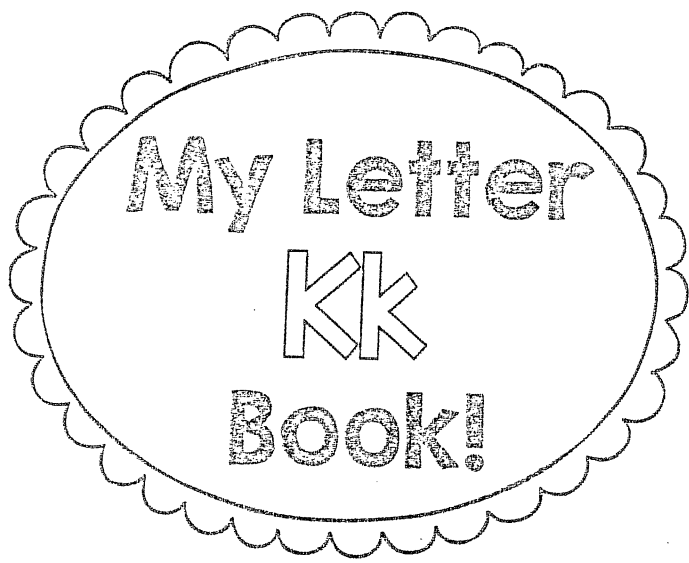


jump.

J is for

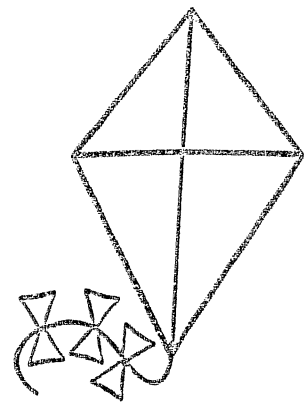


jellyfish.




Name: _____

K is for



kite.

K is for

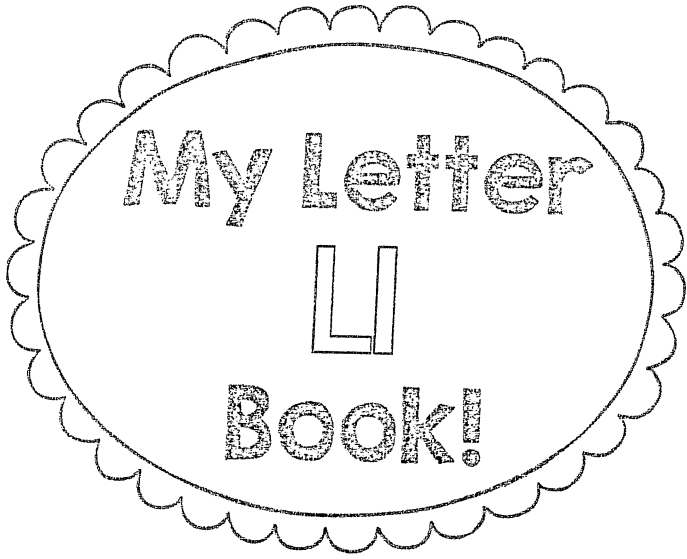


Kangaroo.

K is for



king.



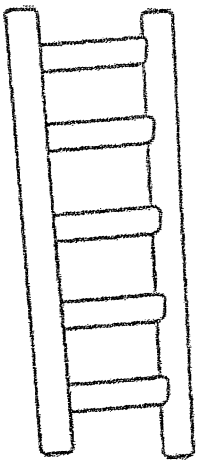
Name: _____

L is for



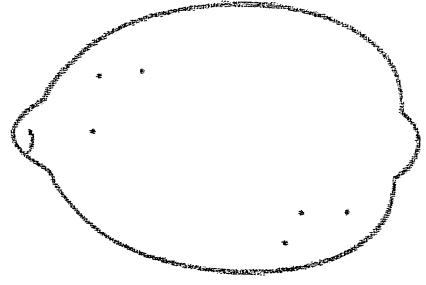
lion.

L is for

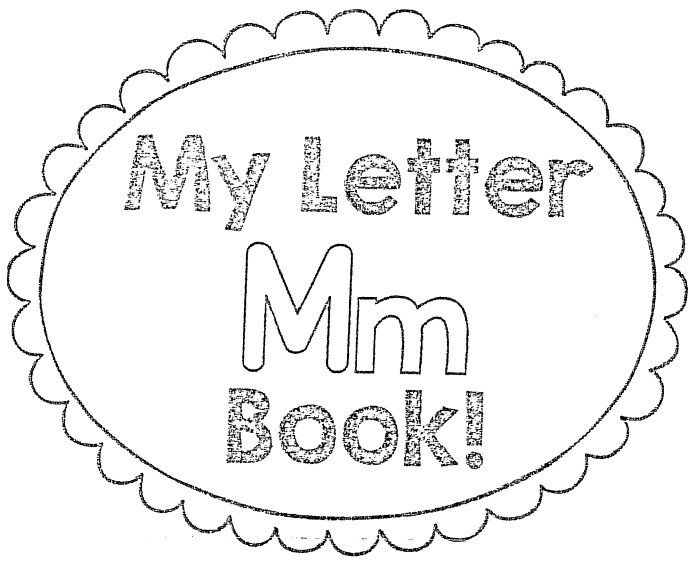


ladder.

L is for




lemon.



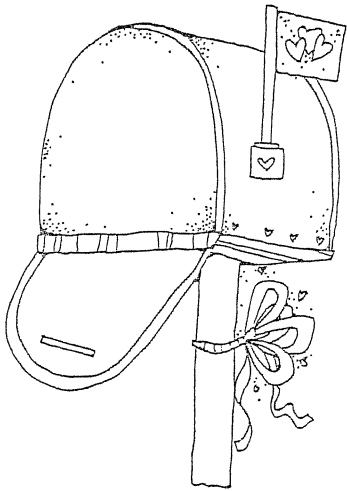
Name: _____

M is for




monkey.

M is for

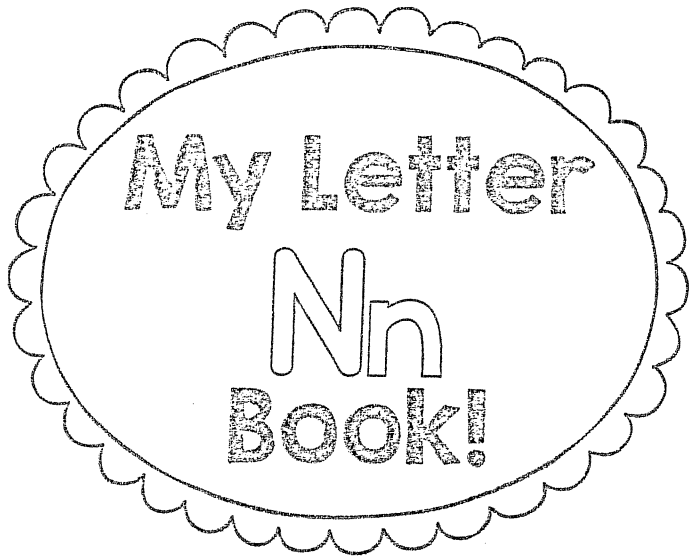


mailbox.

M is for




mouse.



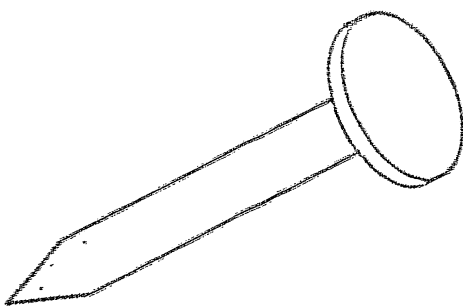
Name: _____

N is for




nest.

N is for

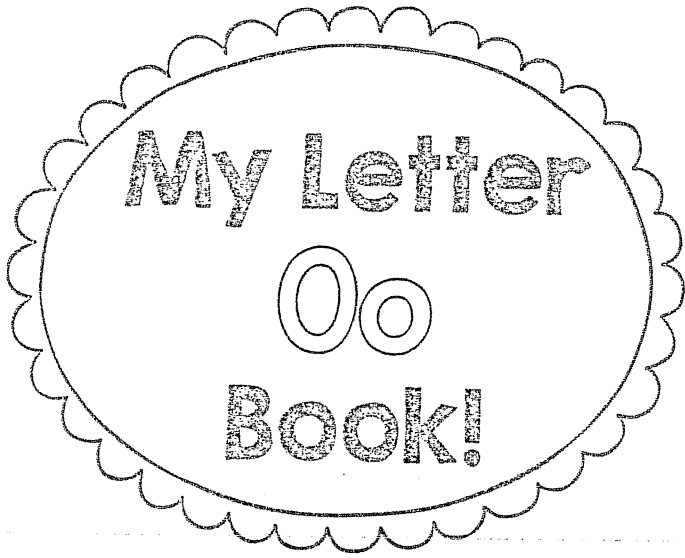


nail.

N is for

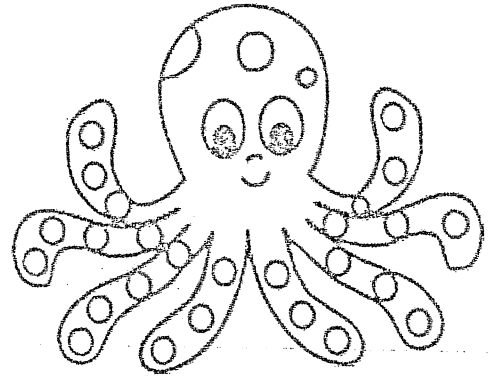


net.




Name: _____

O is for



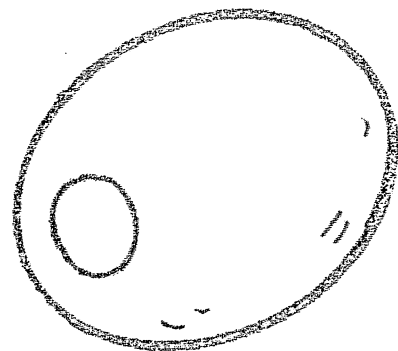
octopus.

O is for

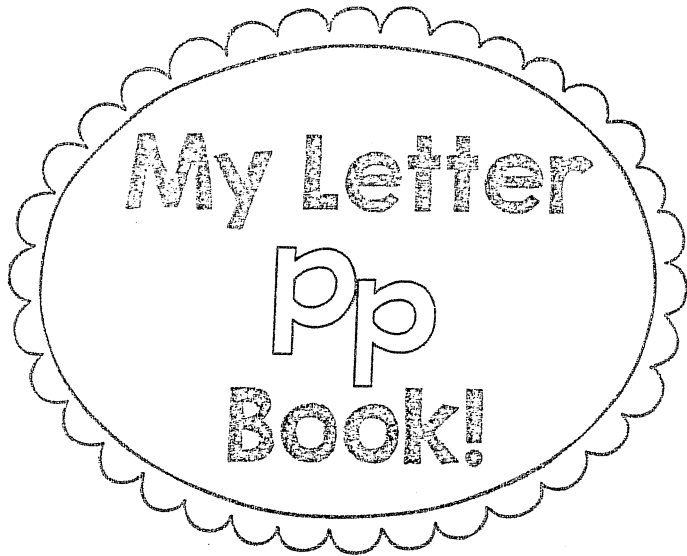


ostrich.

O is for




olive.




Name: _____

P is for




pig.

P is for

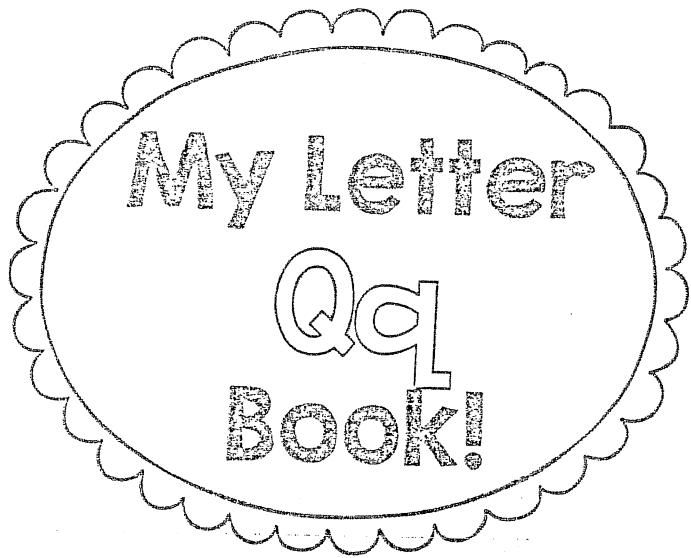


penguin.

P is for

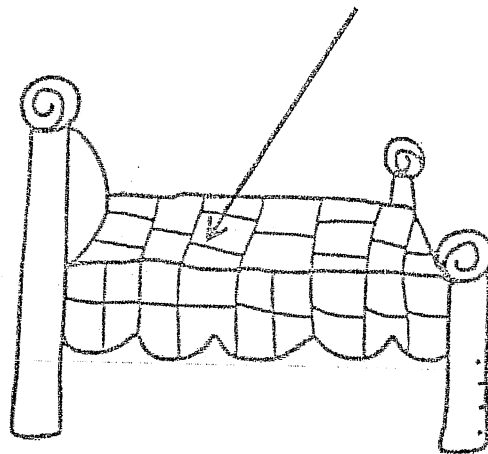


pumpkin.




Name:

Q is for




quilt.

Q is for

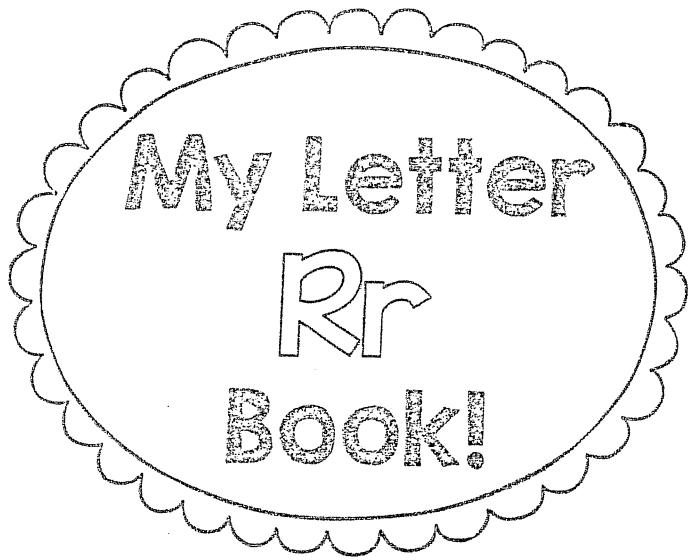


quiet.

Q is for

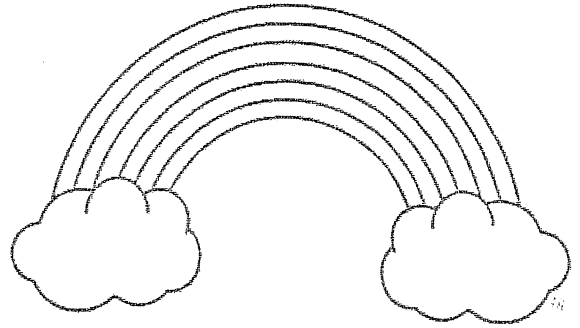


queen.




Name: _____

R is for




rainbow.

R is for

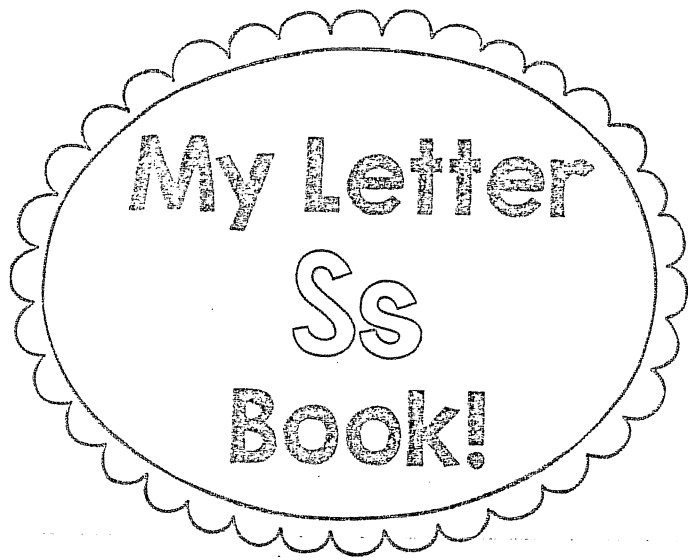


raccoon.

R is for




robot.




Name: _____

S is for




snail.

S is for

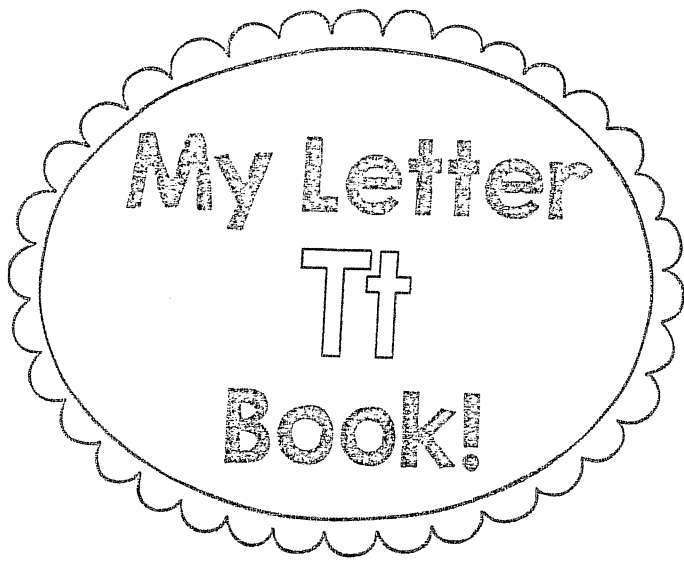


sun.

S is for




star.




Name: _____

T is for




turkey.

T is for

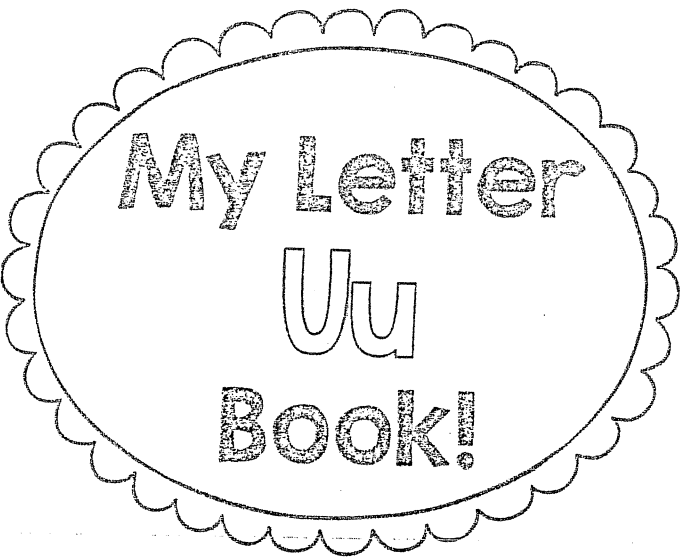


turtle.

T is for

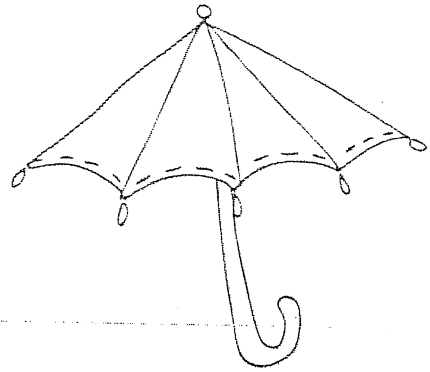


tree.




Name: _____

U is for



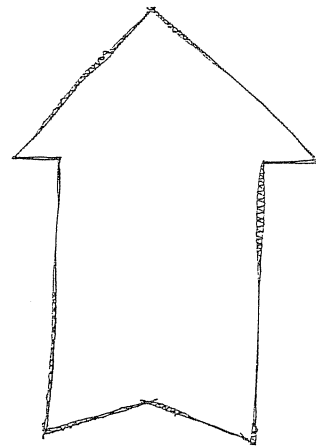
umbrella.

U is for

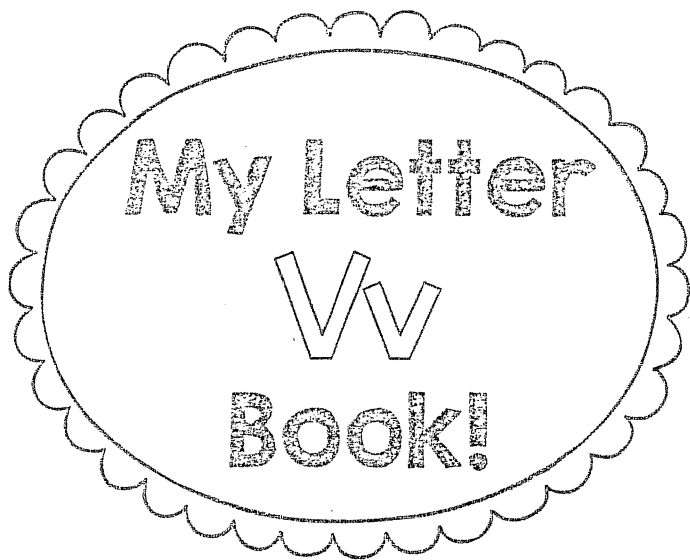


under.

U is for




up.



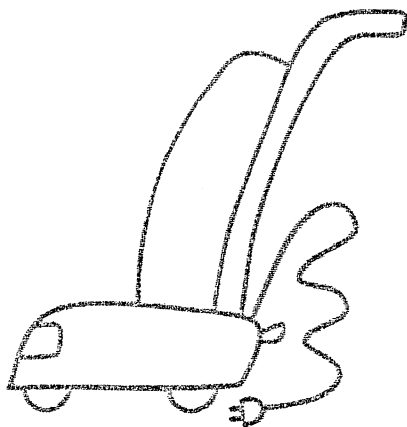
Name: _____

V is for




volcano.

V is for

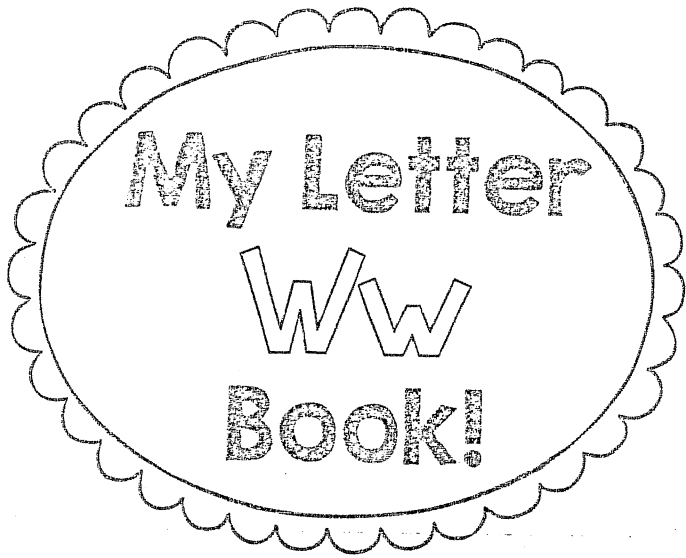


vacuum.

V is for

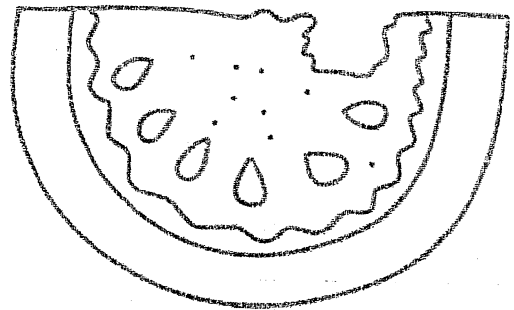


van.




Name: _____

W is for




watermelon.

W is for



wagon.

W is for

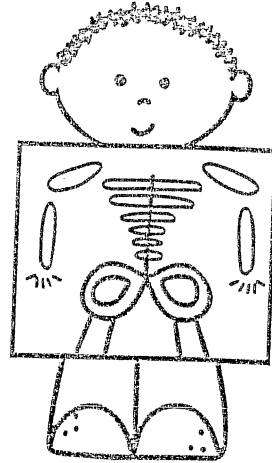


walrus.

My Letter
Xx
Book!


Name: _____

X is for



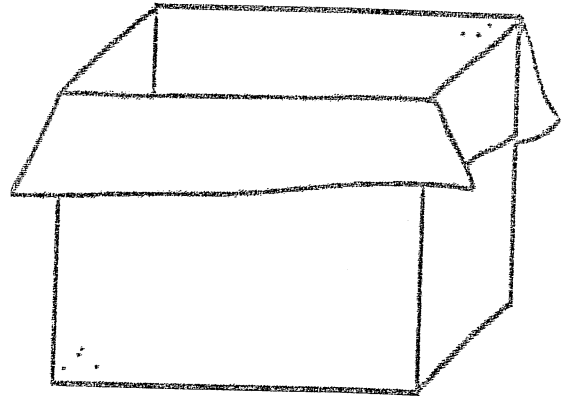
X-ray.

X is for



fox.

X is for




box.

My Letter
Yy
Book!


Name: _____

Y is for



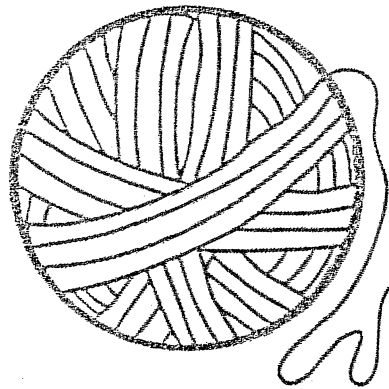
y0-y0.

Y is for




yak.

Y is for




yarn.



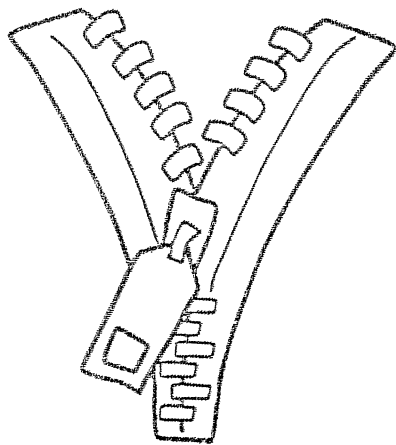
Name: _____

Z is for




zebra.

Z is for



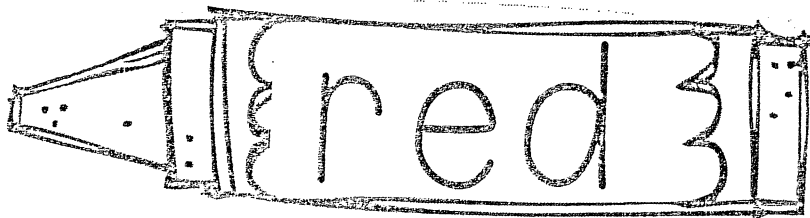

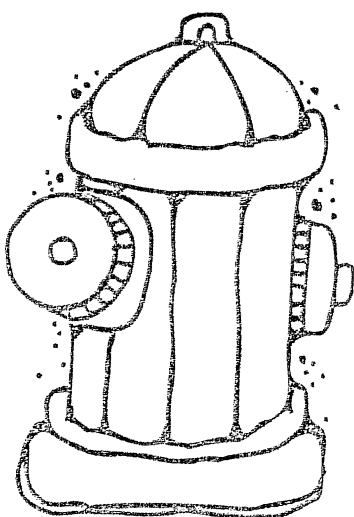


zipper.



Z is for



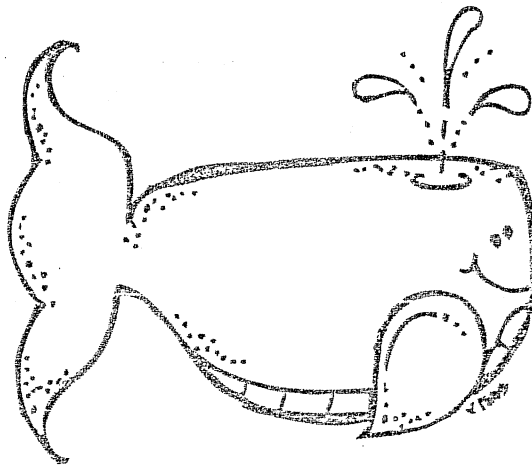

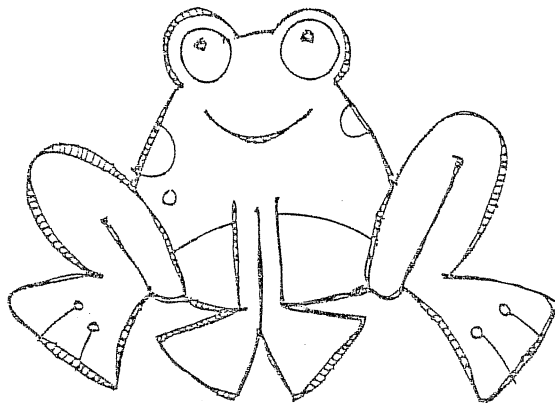





zoo.







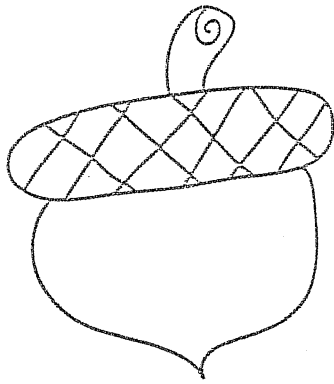
_____'s Book
of Colors!















THINGS TO KNOW before kindergarten!

PERSONAL INFORMATION

1. Know their own first and last name.
2. Know their own age.
3. Know the names and relations of family members including mother, father, brothers, sisters, and grandparents.
5. Name or identify parts of their own body.

PRESCHOOL KNOWLEDGE

1. Understand that books and other forms of print have words written down that tell us things. Reading to a child will teach this concept.
2. Identify some letters and numbers.
3. Know how to count 10 objects.
4. Know the names of things around the house.
5. Know the names of eight basic colors.
6. Name four basic shapes.
7. Know the names of common animals.
8. Understand basic safety rules.
10. Know how to properly hold scissors and cut.
11. Know how to hold a pencil or crayon correctly with their thumb and two fingers.

COMMUNICATION SKILLS

1. Understand simple questions and give simple answers.
2. Follow simple directions like where to sit or where to put a book.
3. Follow directions that have two parts.
4. Tell someone how they are feeling.
5. Ask for help if needed.



SELF-HELP SKILLS

1. Know how to take off and put on their shoes and jackets by themselves.
2. Do buttons, snaps, and zippers on the front of their clothes.
3. Take themselves to the restroom, without help, and remember to wash their hands and flush the toilet after going to the restroom.
4. Blow their nose by themselves.
5. Wash and dry their hands and face by themselves.
7. Know how to open a door by turning the knob and how to turn a water faucet on and off.

SOCIAL SKILLS

1. Be comfortable away from their parents or caregiver, and with new adults and children.
3. Know how to wait to take turns in games or to give an answer.
4. Understand that other people have rights and feelings, just as they do.
5. Know to say "please" and "thank you."
6. Respect other people's property.
7. Manage, at least some of the time, to share the use of toys and work together with other children on a task.
8. Sit quietly for a while and concentrate on a task.
9. Play with other children without a lot of difficulty.
10. Help to clean up after playing or working.

DISCLAIMER: All children develop at their own rate. If a child is missing a few of the things on this list, don't panic! These skills will come eventually. This checklist is simply meant to be used as a guide for parents to better prepare for kindergarten.

READY? *or not...*

IS MY FIVE-YEAR-OLD READY FOR KINDERGARTEN?

Kindergarten should be an exciting and rewarding experience for both children and their caregivers. While there is no perfect checklist to determine when a child is truly ready for kindergarten, the following list will give you an idea of the necessary skills a child should have mastered in order to receive the greatest benefit from their kindergarten experience. Remember, age is only one factor in determining kindergarten readiness. Social, emotional, cognitive and physical development should also be considered.

SOCIAL AND EMOTIONAL DEVELOPMENT

- ✓ Use words instead of getting physical when angry or frustrated
- ✓ Listen to stories without interrupting
- ✓ Follow two-step directions
- ✓ Ask for help when necessary
- ✓ Pay attention for short periods of time to adult-directed tasks
- ✓ Stay with an activity to completion
- ✓ Initiate and sustain appropriate play with other children
- ✓ Begin to share with others and understand taking turns
- ✓ Comply with rules, limits, and routines
- ✓ Be able to recognize authority
- ✓ Interact appropriately with adults
- ✓ Respect the rights, property, and feelings of others
- ✓ Begin to demonstrate self-control
- ✓ Dress themselves (button shirts, pants, coats, and zip up zippers)
- ✓ Manage bathroom needs independently
- ✓ Separate from parents for extended periods of time without being upset
- ✓ Attempt new tasks, knowing it is okay to make mistakes
- ✓ React appropriately to changes in routine



READINESS

checklist for kindergarten

PERSONAL CARE

- ✓ Use the bathroom independently
- ✓ Practice good hygiene
- ✓ Dress independently (put on and zip coat, put shoes on and off, etc...)

SOCIAL-EMOTIONAL

- ✓ Interact in positive ways with classmates and adults
- ✓ Ask for help when needed
- ✓ Ability to separate from caregiver
- ✓ Handle emotions in appropriate ways

ACADEMIC

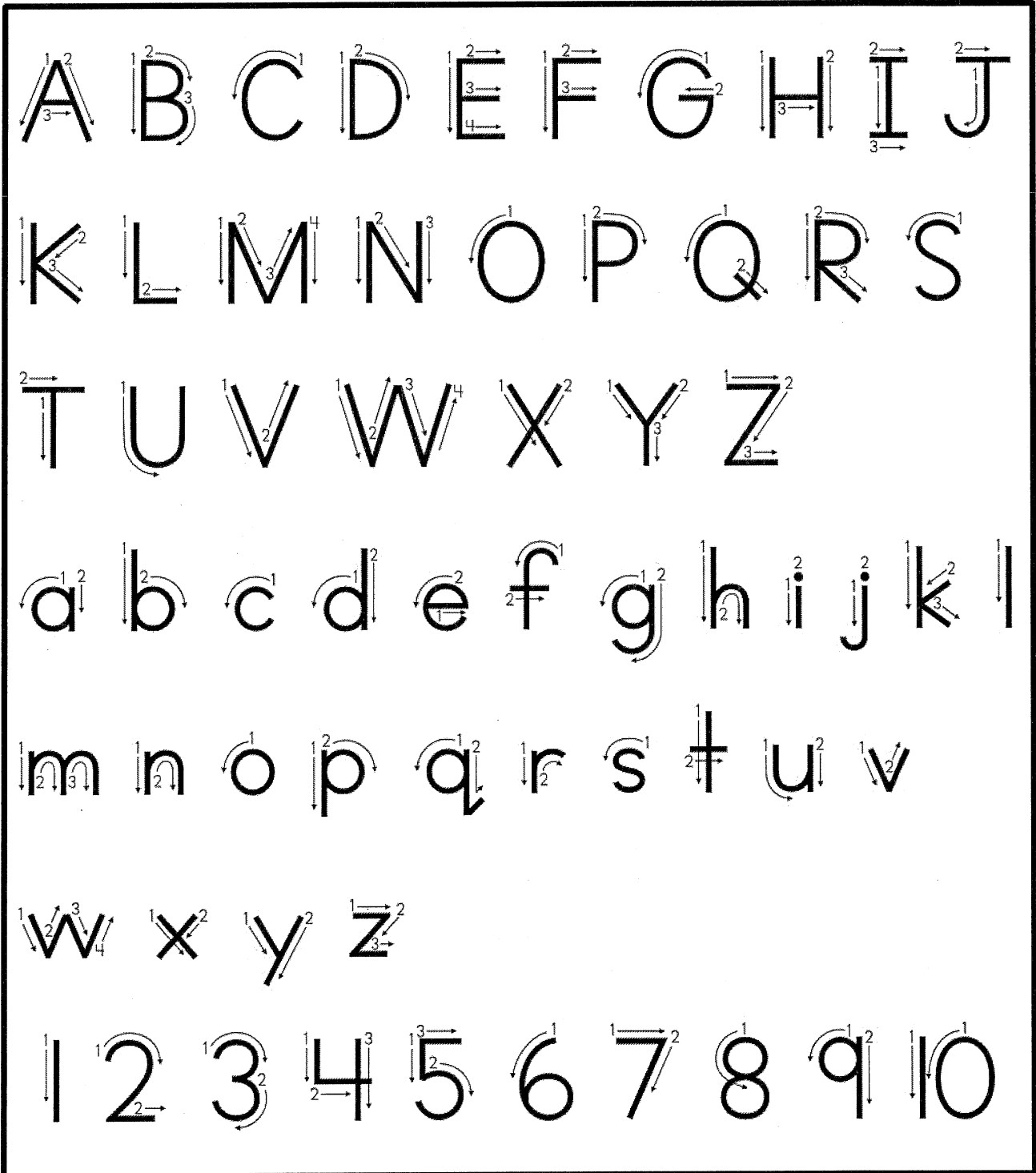
- ✓ Knowledge of books
- ✓ Awareness of letters (sing and say ABCs, identify letter names)
- ✓ Recognize name in print
- ✓ Know basic colors and shapes
- ✓ Count to 20
- ✓ Recognize numbers to 10
- ✓ Ability to sit and focus on a task for an appropriate amount of time
- ✓ Follow simple multi-step directions

FINE MOTOR

- ✓ Hold and use a pencil
- ✓ Write first name
- ✓ Use art materials like crayons, markers, and playdoh
- ✓ Hold and use a scissors properly
- ✓ Use a glue stick

HOW TO print!

Here is some guidance on proper letter formation for those just learning to write letters.
Be sure to always start letters at the top, not the bottom.




READ, READ, READ

It sure pays off!

HERE'S WHY YOU SHOULD READ TO YOUR CHILD AS MUCH AS POSSIBLE:

- **Bonding:** Reading is a wonderful way to connect to your child!
- **Listening Skills:** Hearing a story read aloud involves some level of comprehension on your child's part. And comprehension is dependent on paying attention — in other words, listening skills.
- **Cognitive and Language Development:** Researchers say that verbal interactions between parents and young kids promote higher language and IQ scores.
- **Expanded Vocabulary:** One 2019 study estimated that children who are regularly read to in the 5 years leading up to kindergarten are exposed to 1.4 million more words than children who aren't read to during those years.
- **Attention Span:** Reading to children helps them develop key concentration and self-discipline skills.
- **Creativity:** Books and stories open up a whole new world to children.
- **Life Lessons:** Books provide an opportunity to talk about real-world situations in age-appropriate ways.
- **Social and Emotional Development:** Reading to young children teaches them how to cope with difficult or stressful experiences. Reading stories about potentially emotional situations can help get a conversation going and show children their feelings are normal.
- **Empathy:** Books can help children develop a deeper understanding of others.
- **Cultivating a Love of Reading:** Children learn that reading is fun and not a chore!



MOTOR SKILLS


- ✓ Hold and use a scissors correctly
- ✓ Hold a pencil, crayon, or marker correctly
- ✓ Try to write, scribble, or draw
- ✓ Put together a basic puzzle
- ✓ Ride a tricycle or bike with training wheels
- ✓ Run, jump, and skip
- ✓ Walk backwards

LANGUAGE

- ✓ Speak in complete sentences of 5-6 words
- ✓ Use descriptive language
- ✓ Sing and/or recite nursery rhymes
- ✓ Pretend, create, and make-up songs and stories
- ✓ Talk about everyday experiences
- ✓ Tell or retell stories
- ✓ Look at pictures and then tell stories
- ✓ Enjoy having books read to him/her
- ✓ Ask questions
- ✓ Verbally and appropriately respond to a topic
- ✓ Express her/his ideas so others can understand
- ✓ Know her/his body parts (head, shoulder, knees, etc.)

ACADEMIC

- ✓ Identify alphabet letters
- ✓ Count to 10
- ✓ Correctly count a group of objects
- ✓ Identify own first name in writing
- ✓ Attempt to print own first name
- ✓ Recognize and identify basic colors
- ✓ Recognize and identify basic shapes
- ✓ Understand concepts such as in/out, under/on, on/off, front/back



DISCLAIMER: All children develop at their own rate. If a child is missing a few of the things on this list, don't panic! These skills will come eventually. This checklist is simply meant to be used as a guide for parents to better prepare for kindergarten.